


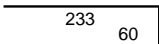

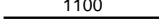
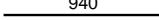

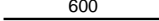



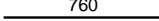
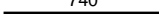
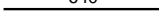
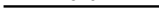







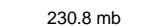

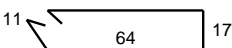

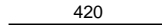
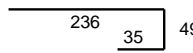
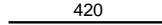





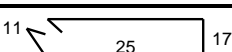

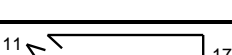



Objekt: BUDOWA BUDYNKU MIESZKALNEGO WIELORODZINNEGO PRZY UL. TRAUGUTTA W PYSKOWICACH.								 <div>PRACOWNIA KONSTRUKCYJNA</div>	
Treść rys.: Zbrojenie płyty poz.+8.55									
20.12.2024		SPECYFIKACJA DO RYSUNKU NR:			K-15_3/3			1 / 5	
ELEMENT	POZYCJA	SZKIC PRĘTA [cm]	Φ [mm]	Długość [cm]	Ilość "n" [szt.]		"n x l" [m]	Ciężar [kg]	Ciężar całk. [kg]
			0		I	na 1 el.			
1	2	3	5	6	7	8	9	10	11
szt. 4 Belka B1a	204		16	630.0	2	8	50.4	79.5	Σ= 208.2
	206		16	460.0	2	8	36.8	58.1	
	209		16	320.0	3	12	38.4	60.6	
	235		12	140.0	2	8	11.2	9.9	
szt. 2 Belka B1b	200		16	1100.0	2	4	44.0	69.4	Σ= 128.8
	201		16	940.0	2	4	37.6	59.3	
szt. 2 Belka B2	205		16	500.0	2	4	20.0	31.6	Σ= 52.9
	217		12	600.0	2	4	24.0	21.3	
Dobrojenie otworów, zbrojenie belek płyty poz. +8.55	203		16	640.0	-	3	19.2	30.3	Σ= 483.9
	211		12	1020.0	-	4	40.8	36.2	
	212		12	790.0	-	4	31.6	28.1	
	213		12	760.0	-	4	30.4	27.0	
	214		12	740.0	-	4	29.6	26.3	
	215		12	640.0	-	9	57.6	51.1	
	216		12	610.0	-	4	24.4	21.7	
	218		12	565.0	-	8	45.2	40.1	
	219		12	550.0	-	26	143.0	127.0	
	220		12	465.0	-	14	65.1	57.8	
	221		12	460.0	-	4	18.4	16.3	
	222		12	435.0	-	4	17.4	15.4	
	223		12	370.0	-	2	7.4	6.6	

Created with Adelante Hachiko © 2024

Obiekt: BUDOWA BUDYNKU MIESZKALNEGO WIELORODZINNEGO PRZY UL. TRAUGUTTA W PYSKOWICACH.									
Treść rys.: Zbrojenie płyty poz.+8.55									
20.12.2024		SPECYFIKACJA DO RYSUNKU NR:			K-15_3/3			3 / 5	
ELEMENT	POZYCJA	SZKIC PRĘTA [cm]	Φ [mm]	Długość [cm]	Ilość "n" [szt.]		"n x l" [m]	Ciężar [kg]	Ciężar całk. [kg]
			0		I	na 1 el.			
1	2	3	5	6	7	8	9	10	11
Nadproże "N3"	236		12	230.8 mb	-	-	230.8	204.9	Σ= 513.4
	246		10	92.3 mb	-	-	92.3	56.9	
	248		8	188.0	-	290	545.2	215.1	
	255		8	92.3 mb	-	-	92.3	36.4	
szt. 4	207		16	420.0	2	8	33.6	53.0	Σ= 154.6
Nadproże N2a	208		16	320.0	4	16	51.2	80.8	
	238		10	420.0	2	8	33.6	20.7	
szt. 2	202		16	855.0	2	4	34.2	54.0	Σ= 117.3
Nadproże N2b	210		12	1040.0	2	4	41.6	36.9	
	226		12	300.0	1	2	6.0	5.3	
	237		10	855.0	2	4	34.2	21.1	
Strzemiona "a"	252		8	114.0	-	55	62.7	24.7	Σ= 24.7
Strzemiona "b"	253		8	110.0	-	26	28.6	11.3	Σ= 11.3
Strzemiona "c"	250		8	158.0	-	62	98.0	38.7	Σ= 38.7
Strzemiona "d"	250		8	158.0	-	13	20.5	8.1	Σ= 8.1
Created with Adelante Hachiko © 2024									

Obiekt: BUDOWA BUDYNKU MIESZKALNEGO WIELORODZINNEGO PRZY UL. TRAUGUTTA W PYSKOWICACH.							 PRACOWNIA KONSTRUKCYJNA		
Treść rys.: Zbrojenie płyty poz.+8.55									
20.12.2024		SPECYFIKACJA DO RYSUNKU NR:			K-15_3/3			5 / 5	
ELEMENT	POZYCJA	SZKIC PRĘTA [cm]	Φ [mm]	Długość [cm]	Ilość "n" [szt.]		"n x l" [m]	Ciężar [kg]	Ciężar całk. [kg]
			0		l	na 1 el.			
1	2	3	5	6	7	8	9	10	11
Created with Adelante Hachiko © 2024									