


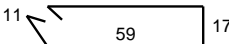



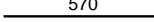
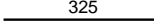

















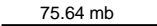
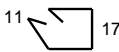
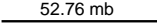

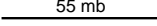
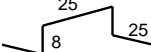
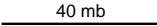
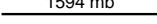


Objekt: BUDOWA BUDYNKU MIESZKALNEGO WIELORODZINNEGO PRZY UL. TRAUGUTTA W PYSKOWICACH.									
Treść rys.: Zbrojenie płyty poz.-0.12									
29.11.2024		SPECYFIKACJA DO RYSUNKU NR:			K-12_3/3			1 / 3	
ELEMENT	POZYCJA	SZKIC PRĘTA [cm]	Φ [mm]	Długość [cm]	Ilość "n" [szt.]		"n x l" [m]	Ciężar [kg]	Ciężar całk. [kg]
			0		I	na 1 el.			
1	2	3	5	6	7	8	9	10	11
Belka "B2"	224		12	45.7 mb	-	-	45.7	40.5	Σ= 94.6
	235		10	18.3 mb	-	-	18.3	11.3	
	237		8	178.0	-	61	108.6	42.8	
szt. 2	210		12	510.0	2	4	20.4	18.1	Σ= 43.4
Belka "B2.1"	215		12	325.0	3	6	19.5	17.3	
	227		10	325.0	2	4	13.0	8.0	
szt. 4	201		16	570.0	2	8	45.6	72.0	Σ= 113.0
Belka B3	203		16	325.0	2	8	26.0	41.0	
Dozbrojenie otworów, zbrojenie belek oraz łączniki z płyty poz. -0.12	200		16	640.0	-	3	19.2	30.3	Σ= 228.5
	202		16	480.0	-	4	19.2	30.3	
	205		12	790.0	-	3	23.7	21.0	
	206		12	760.0	-	4	30.4	27.0	
	207		12	640.0	-	3	19.2	17.0	
	208		12	565.0	-	2	11.3	10.0	
	209		12	550.0	-	6	33.0	29.3	
	211		12	465.0	-	3	14.0	12.4	
	212		12	435.0	-	4	17.4	15.4	
	213		12	390.0	-	2	7.8	6.9	
	214		12	370.0	-	2	7.4	6.6	
	216		12	320.0	-	2	6.4	5.7	
	217		12	315.0	-	4	12.6	11.2	
218		12	300.0	-	2	6.0	5.3		

Created with Adelante Hachiko © 2024

Objekt: BUDOWA BUDYNKU MIESZKALNEGO WIELORODZINNEGO PRZY UL. TRAUGUTTA W PYSKOWICACH.								 <div>PRACOWNIA KONSTRUKCYJNA</div>	
Treść rys.: Zbrojenie płyty poz.-0.12									
29.11.2024		SPECYFIKACJA DO RYSUNKU NR:			K-12_3/3			3 / 3	
ELEMENT	POZYCJA	SZKIC PRĘTA [cm]	Φ [mm]	Długość [cm]	Ilość "n" [szt.]		"n x l" [m]	Ciężar [kg]	Ciężar całk. [kg]
			0		na 1 el.	na Σ el.			
1	2	3	5	6	7	8	9	10	11
Strzemiona "a"	241		8	94.0	-	20	18.8	7.4	Σ= 7.4
Strzemiona "b"	237		8	178.0	-	20	35.6	14.0	Σ= 14.0
Wieniec "W1"	235		10	75.6 mb	-	-	75.6	46.6	Σ= 80.0
	242		8	94.0	-	90	84.6	33.4	
Wieniec "W2"	235		10	52.8 mb	-	-	52.8	32.5	Σ= 52.6
	243		8	82.0	-	62	50.8	20.1	
Zbrojenie dodatkowe	224		12	55.0 mb	-	-	55.0	48.8	Σ= 937.5
	236		10	91.0	-	419	381.3	235.1	
	235		10	40.0 mb	-	-	40.0	24.7	
	240		8	1594.0 mb	-	-	1594.0	629.0	
Created with Adelante Hachiko © 2024									