

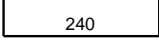
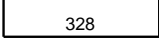
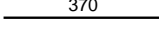
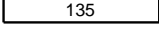

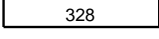









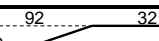
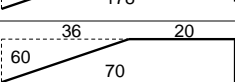
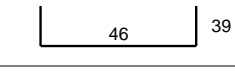




Obiekt: BUDOWA BUDYNKU MIESZKALNEGO WIELORODZINNEGO PRZY UL. TRAUGUTTA W PYSKOWICACH.									
Treść rys.: Zbrojenie płyty fundamentowej									
20.12.2024		SPECYFIKACJA DO RYSUNKU NR:		K-10_1/2				1 / 4	
ELEMENT	POZYCJA	SZKIC PRĘTA [cm]	Φ [mm]	Długość [cm]	Ilość "n" [szt.]		"n x l" [m]	Ciężar [kg]	Ciężar całk. [kg]
			0		I	na 1 el.			
1	2	3	5	6	7	8	9	10	11
szk. 2 Szczegół "A"	43		12	390.0	36	72	280.8	249.3	Σ= 501.6
	49		12	296.0	48	96	284.2	252.3	
Szczegół "S1"	43		12	390.0	-	6	23.4	20.8	Σ= 135.2
	45		12	370.0	-	6	22.2	19.7	
	59		12	203.0	-	50	101.5	90.1	
	64		10	7.4 mb	-	-	7.4	4.6	
Szczegół "S2"	43		12	390.0	-	6	23.4	20.8	Σ= 135.2
	45		12	370.0	-	6	22.2	19.7	
	59		12	203.0	-	50	101.5	90.1	
	64		10	7.4 mb	-	-	7.4	4.6	
Szczegół "S3"	46		12	350.0	-	6	21.0	18.6	Σ= 84.9
	47		12	305.0	-	6	18.3	16.2	
	58		12	207.0	-	26	53.8	47.8	
	64		10	3.6 mb	-	-	3.6	2.2	
Szczegół "S4"	46		12	350.0	-	4	14.0	12.4	Σ= 76.5
	47		12	305.0	-	6	18.3	16.2	
	58		12	207.0	-	26	53.8	47.8	
Szczegół "Sch"	54		12	250.0	-	19	47.5	42.2	Σ= 94.0
	60		12	115.0	-	19	21.9	19.4	
	63		10	124.0	-	38	47.1	29.1	
	66		8	8.5 mb	-	-	8.5	3.4	
Created with Adelante Hachiko © 2024									

