


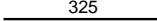

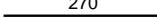
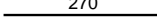
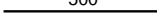
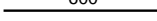
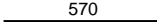
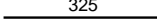



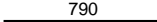
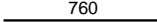
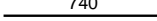
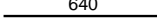
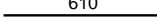
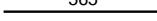
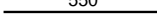
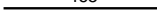



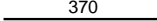
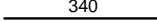
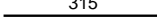
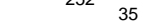
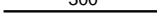
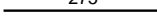

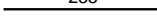




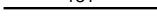









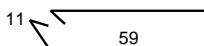
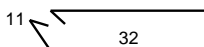






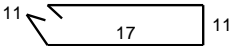

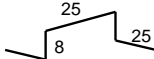
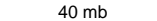



Objekt: BUDOWA BUDYNKU MIESZKALNEGO WIELORODZINNEGO PRZY UL. TRAUGUTTA W PYSKOWICACH.									
Treść rys.: Zbrojenie płyty poz.+2.77									
29.11.2024		SPECYFIKACJA DO RYSUNKU NR:			K-13_3/3			1 / 5	
ELEMENT	POZYCJA	SZKIC PRĘTA [cm]	Φ [mm]	Długość [cm]	Ilość "n" [szt.]		"n x l" [m]	Ciężar [kg]	Ciężar całk. [kg]
			0		I	na 1 el.			
1	2	3	5	6	7	8	9	10	11
szt. 2 Belka "B2.1"	219		12	510.0	4	8	40.8	36.2	Σ= 86.9
	226		12	325.0	6	12	39.0	34.6	
	242		10	325.0	4	8	26.0	16.0	
szt. 2 Belka B1	223		12	390.0	2	4	15.6	13.8	Σ= 34.9
	231		12	270.0	3	6	16.2	14.4	
	244		10	270.0	2	4	10.8	6.7	
szt. 2 Belka B2	204		16	500.0	2	4	20.0	31.6	Σ= 52.9
	216		12	600.0	2	4	24.0	21.3	
szt. 4 Belka B3	203		16	570.0	2	8	45.6	72.0	Σ= 113.0
	207		16	325.0	2	8	26.0	41.0	
Dobrojenie otworów, zbrojenie belek oraz łączniki z płyty poz. +2.77	202		16	640.0	-	3	19.2	30.3	Σ= 484.1
	205		16	480.0	-	4	19.2	30.3	
	210		12	1020.0	-	4	40.8	36.2	
	211		12	790.0	-	4	31.6	28.1	
	212		12	760.0	-	4	30.4	27.0	
	213		12	740.0	-	4	29.6	26.3	
	214		12	640.0	-	9	57.6	51.1	
	215		12	610.0	-	4	24.4	21.7	
	217		12	565.0	-	8	45.2	40.1	
	218		12	550.0	-	26	143.0	127.0	
	220		12	465.0	-	16	74.4	66.1	
Created with Adelante Hachiko © 2024									

Obiekt: BUDOWA BUDYNKU MIESZKALNEGO WIELORODZINNEGO PRZY UL. TRAUGUTTA W PYSKOWICACH.									
Treść rys.: Zbrojenie płyty poz.+2.77									
29.11.2024		SPECYFIKACJA DO RYSUNKU NR:		K-13_3/3				2 / 5	
ELEMENT	POZYCJA	SZKIC PRĘTA [cm]	Φ [mm]	Długość [cm]	Ilość "n" [szt.]		"n x l" [m]	Ciężar [kg]	Ciężar całk. [kg]
			0		I	na 1 el.			
1	2	3	5	6	7	8	9	10	11
Dozbrojenie otworów, zbrojenie belek oraz łączniki z płyty poz. +2.77	221		12	460.0	-	4	18.4	16.3	Σ= 309.6
	222		12	435.0	-	4	17.4	15.4	
	224		12	370.0	-	2	7.4	6.6	
	225		12	340.0	-	2	6.8	6.0	
	227		12	315.0	-	4	12.6	11.2	
	229		12	300.0	-	2	6.0	5.3	
	228		12	300.0	-	2	6.0	5.3	
	230		12	275.0	-	2	5.5	4.9	
	232		12	260.0	-	4	10.4	9.2	
	233		12	255.0	-	4	10.2	9.1	
	234		12	230.0	-	8	18.4	16.3	
	236		12	195.0	-	8	15.6	13.8	
	237		12	190.0	-	2	3.8	3.4	
	238		12	160.0	-	6	9.6	8.5	
	243		10	275.0	-	8	22.0	13.6	
	245		10	208.0	-	24	49.9	30.8	
	246		10	153.0	-	12	18.4	11.3	
	247		10	140.0	-	2	2.8	1.7	
	248		10	115.0	-	13	15.0	9.2	
	249		10	115.0	-	42	48.3	29.8	
250		10	111.0	-	18	20.0	12.3		
258		8	100.0	-	176	176.0	69.4		

Created with Adelante Hachiko © 2024

Obiekt: BUDOWA BUDYNKU MIESZKALNEGO WIELORODZINNEGO PRZY UL. TRAUGUTTA W PYSKOWICACH.									
Treść rys.: Zbrojenie płyty poz.+2.77									
29.11.2024		SPECYFIKACJA DO RYSUNKU NR:			K-13_3/3			4 / 5	
ELEMENT	POZYCJA	SZKIC PRĘTA [cm]	Φ [mm]	Długość [cm]	Ilość "n" [szt.]		"n x l" [m]	Ciężar [kg]	Ciężar całk. [kg]
			0		I	na 1 el.			
1	2	3	5	6	7	8	9	10	11
Strzemiona "b"	255		8	158.0	-	24	37.9	15.0	Σ= 15.0
Strzemiona "c"	253		8	178.0	-	20	35.6	14.0	Σ= 14.0
Strzemiona "d"	257		8	124.0	-	18	22.3	8.8	Σ= 8.8
Strzemiona "e"	257		8	124.0	-	6	7.4	2.9	Σ= 2.9
Strzemiona "f"	261		8	94.0	-	20	18.8	7.4	Σ= 7.4
Strzemiona "g"	256		8	148.0	-	10	14.8	5.8	Σ= 5.8
Wieniec "W1"	251	208.04 mb	10	208.0 mb	-	-	208.0	128.3	Σ= 219.9
	260		8	94.0	-	247	232.2	91.6	
Created with Adelante Hachiko © 2024									

Obiekt: BUDOWA BUDYNKU MIESZKALNEGO WIELORODZINNEGO PRZY UL. TRAUGUTTA W PYSKOWICACH.				 PRACOWNIA KONSTRUKCYJNA					
Treść rys.: Zbrojenie płyty poz.+2.77									
29.11.2024		SPECYFIKACJA DO RYSUNKU NR:		K-13_3/3				5 / 5	
ELEMENT	POZYCJA	SZKIC PRĘTA [cm]	Φ [mm]	Długość [cm]	Ilość "n" [szt.]		"n x l" [m]	Ciężar [kg]	Ciężar całk. [kg]
			0		na 1 el.	na Σ el.			
1	2	3	5	6	7	8	9	10	11
Wieniec "W2"	251		10	52.8 mb	-	-	52.8	32.5	Σ= 52.6
	263		8	82.0	-	62	50.8	20.1	
Zbrojenie dodatkowe	239		12	55.0 mb	-	-	55.0	48.8	Σ= 937.5
	252		10	91.0	-	419	381.3	235.1	
	251		10	40.0 mb	-	-	40.0	24.7	
	259		8	1594.0 mb	-	-	1594.0	629.0	

Created with Adelante Hachiko © 2024